

QUICK REFERENCE GUIDE

MODEL	VWMB***H4 (WALL MOUNT)							V22B***H4 (2X2 CEILING CASSETTE)					V33B***H4 (3X3 CEILING CASSETTE)							VSCA***H4 (FLOOR STANDING CASED)					
	007	009	012	015	018	024	030	007	009	012	015	009	012	015	018	024	030	036	048	007	009	012	015	018	024
Cooling (Btu/h)	7,500	9,500	12,000	15,000	19,000	24,000	30,000	7,000	9,000	12,000	15,000	8,500	12,000	15,000	18,000	24,000	30,000	36,000	48,000	7,500	9,500	12,000	15,000	19,000	24,000
Heating (Btu/h)	8,500	11,000	13,600	17,100	21,500	27,300	34,100	8,000	10,000	13,000	17,000	10,900	13,600	17,000	21,000	27,000	34,000	42,000	54,000	8,200	10,900	13,500	17,000	21,000	27,000
Max. CFM	310	310	350	400	450	620	700	306	306	359	359	460	560	680	800	800	950	1,100	1,200	293	293	299	408	476	545
Static (in. w.g.)	-	-	-	-	-	-	-	-	-	-	-	-	-	-	-	-	-	-	-	-	-	-	-	-	-
V/Hz/Ph	208-230/60/1	208-230/60/1	208-230/60/1	208-230/60/1	208-230/60/1	208-230/60/1	208-230/60/1	208-230/60/1	208-230/60/1	208-230/60/1	208-230/60/1	208-230/60/1	208-230/60/1	208-230/60/1	208-230/60/1	208-230/60/1	208-230/60/1	208-230/60/1	208-230/60/1	208-230/60/1	208-230/60/1	208-230/60/1	208-230/60/1	208-230/60/1	
MCA (A)	0.23	0.24	0.27	0.34	0.42	0.52	0.65	0.38	0.38	0.53	0.53	0.5	0.6	0.8	0.8	1.3	1.3	1.8	2.2	0.47	0.47	0.5	0.54	0.57	0.64
MOP (A)	15	15	15	15	15	15	15	15	15	15	15	15	15	15	15	15	15	15	15	15	15	15	15	15	15
Condensate Lift	-	-	-	-	-	-	-	28	28	28	28	28	28	28	28	28	28	28	28	-	-	-	-	-	-
Width (in.)	39	39	39	39	39	47	47	25-1/2	25-1/2	25-1/2	25-1/2	37-3/8	37-3/8	37-3/8	37-3/8	37-3/8	37-3/8	37-3/8	39	39	39	39	39	47	
Height (in.)	12-3/8	12-3/8	12-3/8	12-3/8	12-3/8	13-1/2	13-1/2	10-3/8	10-3/8	10-3/8	10-3/8	10-3/4	10-3/4	13-5/8	13-5/8	13-5/8	13-5/8	13-5/8	40-1/8	40-1/8	40-1/8	48-7/8	23-1/4	23-1/4	
Depth (in.)	8-3/4	8-3/4	8-3/4	8-3/4	8-3/4	10-3/8	10-3/8	25-1/2	25-1/2	25-1/2	25-1/2	37-3/8	37-3/8	37-3/8	37-3/8	37-3/8	37-3/8	37-3/8	7-7/8	7-7/8	7-7/8	7-7/8	7-7/8	7-7/8	
Sound (dBA)	30.7	30.6	31.1	35.2	35.6	36.7	39.1	35.5	34.6	38	37.7	33.6	34.9	38.4	38	42.8	43.1	46.9	50.7	32.7	32.7	31.4	34.4	33.6	38.7
Net Weight (lb.)	27	27	27	30	30	38	38	40	40	43	43	54	54	69	69	69	69	69	69	49	49	51	54	72	76

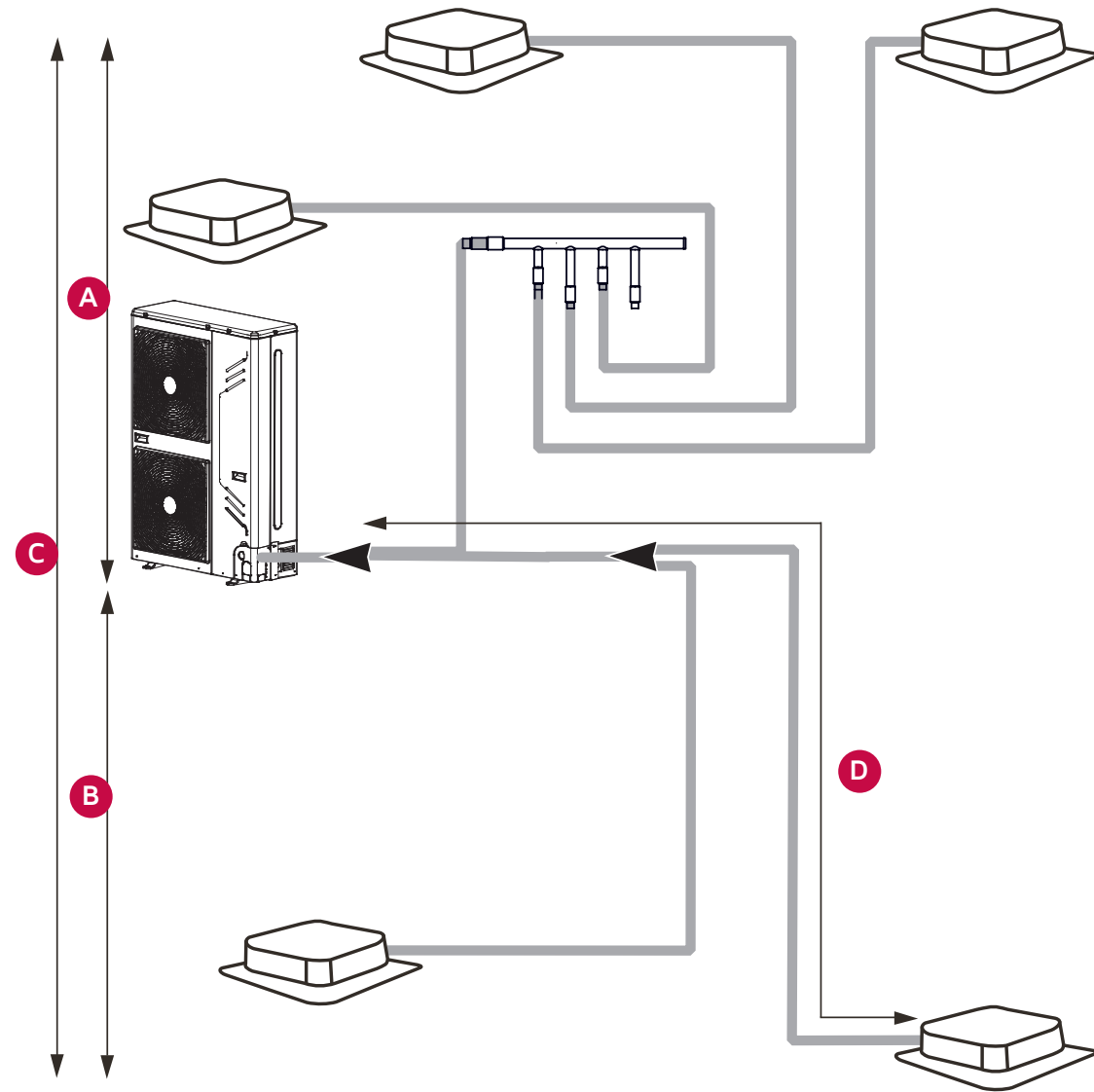
MODEL	VOWA***H4 (ONE WAY CASSETTE)						VCFB***H4 (CEILING/FLOOR)							VMDB***H4 (MEDIUM-STATIC DUCTED)									
	007	009	012	015	018	024	012	015	018	024	030	036	048	007	009	012	015	018	024	030	036	048	
Cooling (MBH)	7,000	9,000	12,000	15,000	18,000	24,000	12,000	15,000	18,000	24,000	30,000	36,000	48,000	7,000	9,000	12,000	15,000	18,000	24,000	30,000	36,000	48,000	
Heating (MBH)	8,000	10,000	13,500	17,000	21,000	27,000	13,500	17,000	21,000	27,000	34,000	40,000	54,000	8,000	10,900	13,600	17,000	21,000	27,000	34,000	42,000	54,000	
Max. CFM	227	273	310	379	472	517	335	441	471	571	729	1,094	1,353	260	330	450	560	670	800	1,100	1,200	1,370	
Static (in. w.g.)	-	-	-	-	-	-	-	-	-	-	-	-	-	0.08-0.32	0.08-0.32	0.10-0.60	0.10-0.60	0.10-0.60	0.10-0.60	0.10-0.60	0.10-0.60	0.10-0.60	0.10-0.60
V/Ph	208-230/60/1	208-230/60/1	208-230/60/1	208-230/60/1	208-230/60/1	208-230/60/1	208-230/60/1	208-230/60/1	208-230/60/1	208-230/60/1	208-230/60/1	208-230/60/1	208-230/60/1	208-230/60/1	208-230/60/1	208-230/60/1	208-230/60/1	208-230/60/1	208-230/60/1	208-230/60/1	208-230/60/1	208-230/60/1	
MCA	0.29	0.29	0.37	0.44	0.58	0.58	0.44	0.73	0.87	1.2	1.4	1.8	2.08	1.2	1.2	2.2	2.3	2.5	2.5	2.7	2.8	2.8	
MOCP	15	15	15	15	15	15	15	15	15	15	15	15	15	15	15	15	15	15	15	15	15	15	
Condensate Lift	-	-	-	-	-	-	-	-	-	-	-	-	-	28	28	28	28	28	28	28	28	28	
Width (in.)	46-1/2	46-1/2	46-1/2	53-1/8	53-1/8	53-1/8	39	39	39	39	50-3/8	65-3/4	65-3/4	39-3/8	39-3/8	39-3/8	48-1/2	48-1/2	48-1/2	50-3/4	50-3/4	50-3/4	
Height (in.)	18-3/8	18-3/8	18-3/8	19-7/8	19-7/8	19-7/8	26	26	26	26	26	26-3/4	26-3/4	8-1/4	8-1/4	10-5/8	10-5/8	10-5/8	10-5/8	11-7/8	11-7/8	11-7/8	
Depth (in.)	6	6	6	7-1/2	7-1/2	7-1/2	8-1/8	8-1/8	8-1/8	8-1/8	8-1/8	9-5/8	9-5/8	20-3/4	20-3/4	25-3/8	30-1/2	30-1/2	30-1/2	34-1/8	34-1/8	34-1/8	

MODEL	VHIB***H4 (HIGH-STATIC DUCTED)						VVCB***H4 (VERTICAL AIR HANDLER)							VOSB***H4 (OUTSIDE AIR DUCTED)			VSEA***H4 (FLOOR STANDING UNCASSED)						
	012	024	030	036	048	054	012	018	024	030	036	048	054	060	036	048	054	007	009	012	015	018	024
Cooling (MBH)	12,000	24,000	30,000	36,000	48,000	54,000	12,000	18,000	24,000	30,000	36,000	48,000	54,000	60,000	36,000	48,000	54,000	7,500	9,500	12,000	15,000	19,000	24,000
Heating (MBH)	13,500	27,000	34,000	40,000	54,400	60,000	13,500	21,000	27,000	34,000	40,000	54,000	45,000	66,000	30,000	40,000	45,000	8,200	10,900	13,500	17,000	21,000	27,000
Max. CFM	400	735	1,248	1,248	1,429	1,835	400	600	800	1,000	1,200	1,600	1,059	1,800	588	647	765	293	293	319	400	468	552
Static (in. w.g.)	0.2-0.8	0.02-0.80	0.2-0.80	0.20-0.80	0.20-0.80	0.20-0.80	0-0.8	0.0-0.8	0.0-0.8	0.0-0.8	0.0-0.8	0.0-0.8	0.0-0.8	0-0.8	0.2-0.8	0.2-0.8	0.2-0.8	-	-	-	-	-	-
V/Ph	208-230/60/1	208-230/1	208-230/1	208-230/1	208-230/1	208-230/1	208-230/60/1	208-230/1	208-230/1	208-230/1	208-230/1	208-230/1	208-230/1	208-230/60/1	208-230/60/1	208-230/60/1	208-230/60/1	208-230/60/1	208-230/60/1	208-230/60/1	208-230/60/1	208-230/60/1	208-230/60/1
MCA	2.5	3.7	4.0	4.8	6.4	6.5	1.5	3.8	3.8	3.8	5.3	5.3	7.2	7.2	2.6	3	3.4	0.47	0.47	0.5	0.54	0.57	0.64
MOCP	15	15	15	15	15	15	15	15	15	15	15	15	15	15	15	15	15	15	15	15	15	15	15
Condensate Lift	-	-	-	-	-	-	-	-	-	-	-	-	-	-	-	-	-	-	-	-	-	-	-
Width (in.)	37-1/2	37-1/2	37-1/2	37-1/2	51-1/4	51-1/4	19-3/4	19-3/4	19-3/4	19-3/4	22	22	22	22	51-1/4	51-1/4	51-1/4	36	36	36	44-5/8	49-3/8	49-3/8
Height (in.)	16-1/2	16-1/2	16-1/2	16-1/2	16-1/2	16-1/2	46-1/2	46-1/2	46-1/2	46-1/2	54-1/2	54-1/2	54-1/2	54-1/2	16-1/2	16-1/2	16-1/2	14-3/4	14-3/4	14-3/4	14-3/4	15-3/8	15-3/8
Depth (in.)	29-1/8	29-1/8	29-1/8	29-1/8	29-1/8	29-1/8	38-1/4	21-5/8	21-5/8	21-5/8	24	24	24	24	29-1/8	29-1/8	29-1/8	7-7/8	7-7/8	7-7/8	7-7/8	7-7/8	7-7/8
Sound (dBA)	33.8	42.7	43.3	48.8	49.5	52.6	34.7	36.7	39.7	43.7	42.1	48.3	51	50.3	49.5	50.4	51.4	32.7	32.7	31.4	34.4	33.6	38.7
Net Weight (lb.)	105	110	115	115	153	153	119	123	123	123	163	163	163	170	162	162	162	37	37	40	47	55	59

QUICK REFERENCE GUIDE

LENNOX REAL Connecting technology with expertise

Piping Limitations



System Piping Lengths (ft.)

Total Piping Length	492
Maximum Piping Length (Actual)	296
Maximum Pipe Length (Equivalent)	328

Height Difference (ft.)

IDU to ODU (ODU Below) — A	131
IDU to ODU (ODU Above) — B	164
IDU to IDU — C	49


Lennox REAL Outdoor Units

MODEL



Tonnage	1.5	2	3	3	4	5
Model Number	VPC018H4M-3P	VPC024H4M-3P	VPC036H4M-3PS	VPC036H4M-3PD	VPC048H4M-3P	VPC060H4M-3P
Cooling (Btu/h)	18,200	24,400	36,000	36,000	48,000	57,000
Heating (Btu/h)	20,000	25,800	40,000	40,000	50,000	60,000
Dimensions WxHxD (in.)	41 X 34-1/64 X 20-5/8			36 x 52-1/4 x 15-3/4		
Heating Operation Range (F)	-13°F to 80°F					
Cooling Operation Range (F)	5°F to 118°F					
VAC/ø	208-230/1	208-230/1	208-230/1	208-230/1	208-230/1	208-230/1
MCA / MOCP	15/25	15/25	20/25	25/30	28/30	35/40
Max # IDU	3	4	5	5	7	9

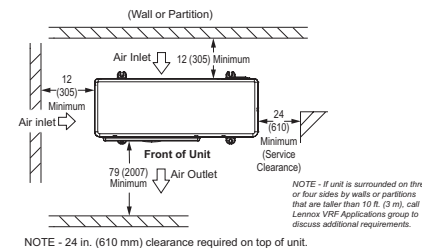
MODEL



MODEL	F193L-3P	V0STAT51P	V0STAT54P	V0STAT52P
Description	VRF Wi-Fi Controller	Programmable Touchscreen Controller	Non-programmable Controller	Wireless Controller
Dimensions (in)	3-5/8 x 5 x 7/8	4-7/8 x 7-1/8 x 1-1/4	3-3/8 x 3-3/8 x 3/4	6 x 2-1/2 x 3/4
LCD Display	4" Color Touch IPS LCD Screen	7" Full-Color Touchscreen	Backlit LCD Display	Backlit LCD Display
Configuration Options	•	•	•	•
Servicing	•	•	•	•
Operation Mode Toggle	Cool • Heat • Auto Fan	Auto • Cool • Dry • Heat • Fan	Auto • Cool • Dry • Heat • Fan	Auto • Cool • Dry • Heat • Fan
Scheduling	Everyday	Everyday / 5+1+1 / 5+2 / 7		
Grouping	16 Indoor Units	16 Indoor Units	16 Indoor Units	1:1
Fan Speed Toggle	Low • Medium • High • Auto	Low • Medium • High • Auto	Low • Medium • High • Auto	Low • Medium • High • Auto
Temperature Toggle	Fahrenheit - Celsius	Fahrenheit - Celsius	Fahrenheit - Celsius	Fahrenheit - Celsius
Auto-Detect IDU Model	•	•		
Set External Static Pressure	•	•		
Built-in Occupancy Sensor		•		

Installation Clearances - Inches (MM)

Single Unit Installation



Visit us at www.lennox.com
For the latest technical information, www.lennoxcommercial.com
Contact us at 1-800-4-LENNOX

©2023 Lennox Industries, Inc.

(14Z03) 0623 PC92330